

# NSW School Vaccination Program 2025

## Year 7 Students

All students in Year 7 will be offered:

- 1 dose of **diphtheria-tetanus-pertussis (dTpa) vaccine**
- 1 dose of **human papillomavirus (HPV) vaccine**

From **1st January 2025**, you will be able to provide consent for your child to receive their vaccinations through the NSW School Vaccination Program portal. Parents and students without Medicare can request a form from the school.

More information can be found on the **NSW Health School Vaccination** website, please visit [health.nsw.gov.au/schoolvaccination](https://health.nsw.gov.au/schoolvaccination)




Parent Information is also available in 27 languages at: [health.nsw.gov.au/schooltranslations](https://health.nsw.gov.au/schooltranslations)

### Key points:

- Consent can be **given** and **withdrawn** at any time
- If your child is absent for any clinics they will be **caught up** at the **next school clinic**.
- Your child's record of vaccination will be automatically uploaded to the **Australian Immunisation Register**. Anyone over the age of **14 years** is required to access their own immunisation statement through **myGov** or **Medicare**.

Scan the QR code for link to online consent portal



### Contact us

☎ 02 9382 8333

✉ [SESLHD-PublicHealth-SchoolProgram@health.nsw.gov.au](mailto:SESLHD-PublicHealth-SchoolProgram@health.nsw.gov.au)

📘 SESLHD Public Health Unit

🐦 @SESPUBLICHEALTH

🌐 <https://www.seslhd.health.nsw.gov.au/public-health>

## Online consent for school vaccinations




### 10 tips to complete online consent for school vaccinations

November 2023

1. Use a laptop or a desktop computer with Chrome internet browser.
2. Use the web link provided by the school: [engage.health.nsw.gov.au](https://engage.health.nsw.gov.au).
3. Log into your Service NSW account and follow the prompts to log in to the online consent. You will need to create a Service NSW account if you do not have one.
4. Fill in your own personal details when you first log in. You need to do this before you can complete the consent for your child.
5. Enter your name as it appears on your Medicare statement, not as it appears on your Medicare card. Enter your middle names in full, not as initials.
6. Separate the day, month and year with dashes when entering dates of birth: DD-MM-YYYY
7. Select the vaccines you want your child to receive. The Parent Information Sheet explains each vaccine.
8. You can change your consent online up to 24 hours before your child's time of vaccination. Contact your school if you want to change your consent after that time.
9. The online consent website is very busy. Try again later if you have problems logging on.
10. You can speak to the South Eastern Sydney Public Health Unit if you have a question about your child's vaccination or consent by calling 9382 8333. If you need an interpreter, call TIS National on 131 450. This is a free and confidential service.

You will get a text message and/or email when your online consent has been completed correctly. You do not need to return a written consent card if you have completed an online consent.

Scan the QR codes below to read the Parent Information Sheet and for more information about providing or changing consent online.

|  |   |   |
|--|---|---|
| <p>Parent Information Sheet<br/>Year 7</p>  | <p>Parent Information Sheet<br/>Year 10</p>  | <p>Help to complete the<br/>online consent form</p>  |
|--|---|---|